




4G DIPOLE ANTENNA

MAIN FEATURES:

- Wide band
- Bracket mount or magnetic mount
- No ground plane required
- RoHS Compliant
- Good Efficiency
- Indoor use



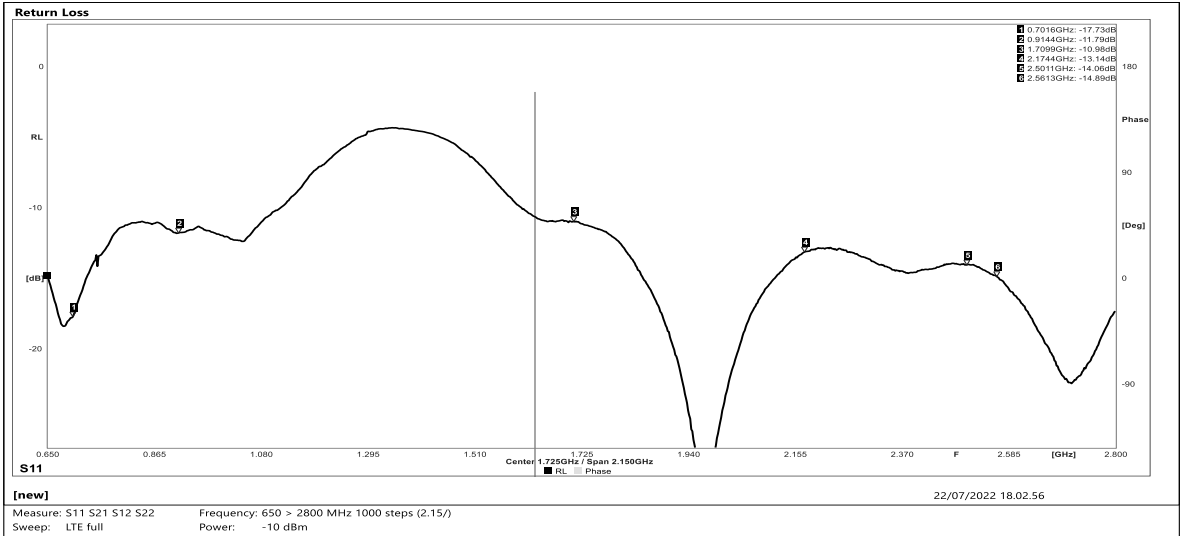
LTE 4G Frequency Bands

B1, B2, B3, B4, B5, B7, B8, B12, B13, B14, B17, B18, B19, B20, B25, B26, B28, B30, B34, B35, B36, B37, B38, B39, B40, B41, B42, B43, B44, B48, B49, B52, B53, B65, B66, B68, B70, B85

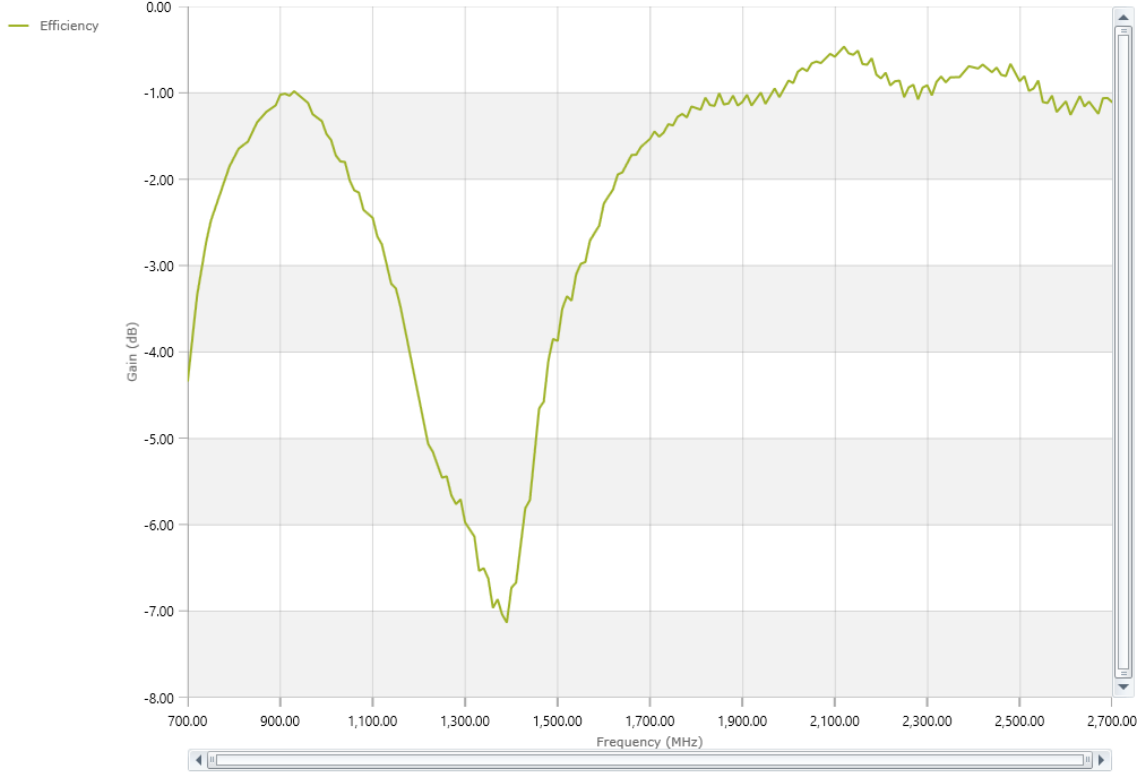
Parameter

Dimension	130x50x20 mm
Operating Temperature	-20/70 °C
Cable type	RG174
Cable length	custom
Connector	custom
Nominal impedance	50 Ohm


S11 DIAGRAM




EFFICIENCY DIAGRAM (dB)




3D PATTERNS




700 MHz




800 MHz




900 MHz



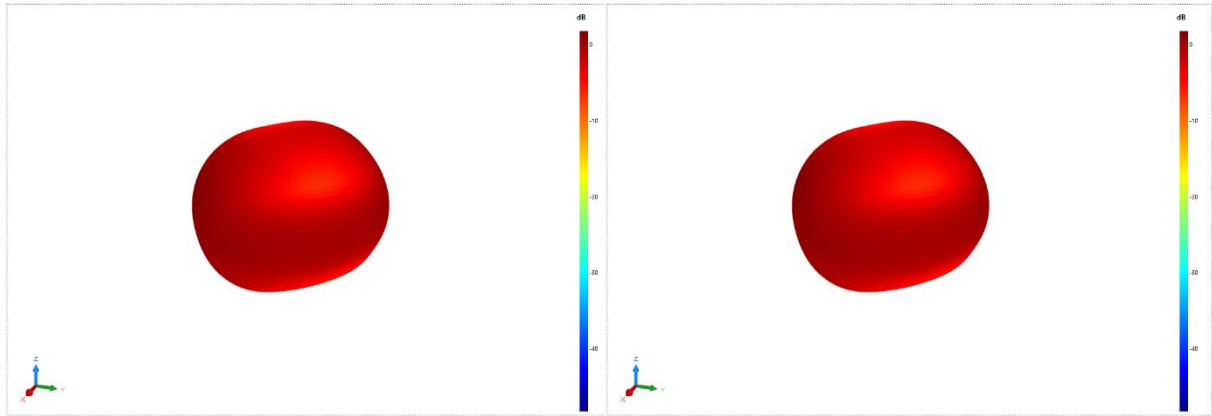
960 MHz



1710 MHz

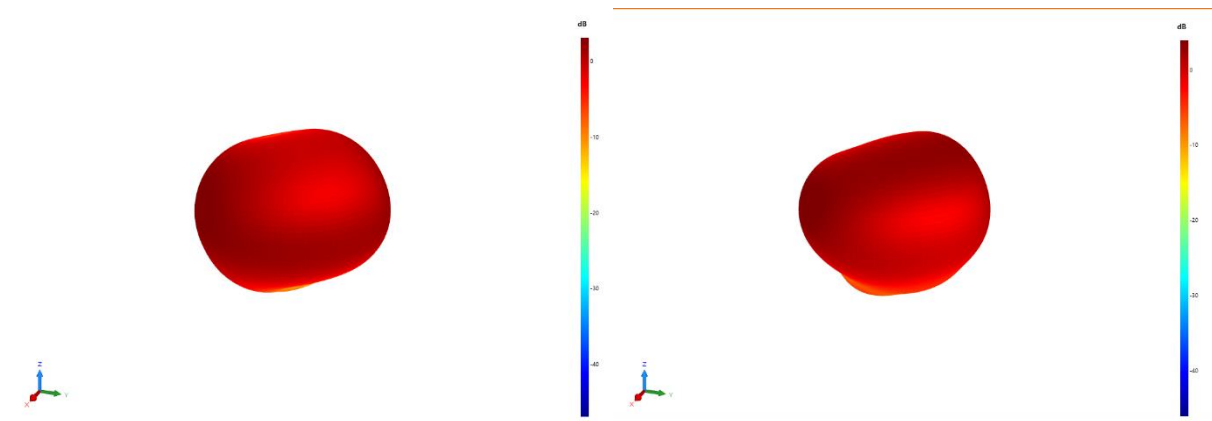


1800 MHz



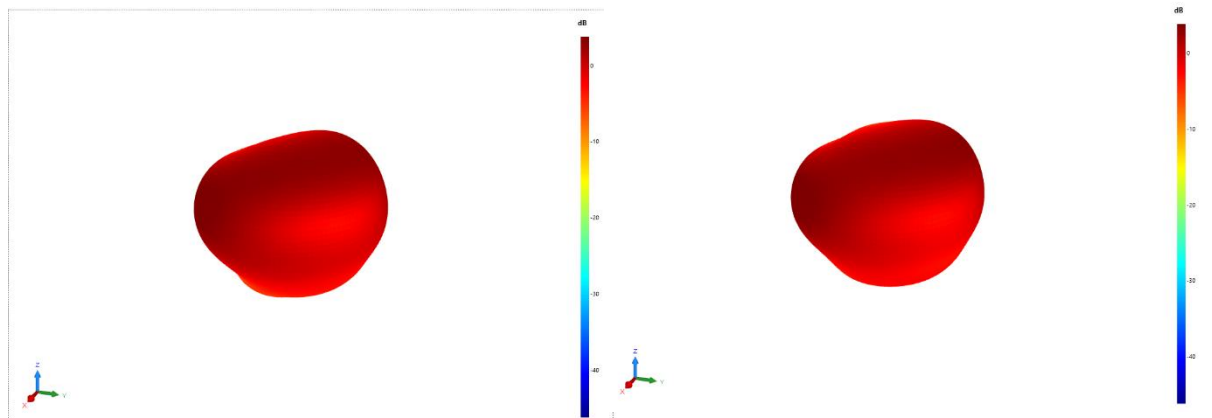
1900 MHz

2000 MHz



2100 MHz

2500 MHz

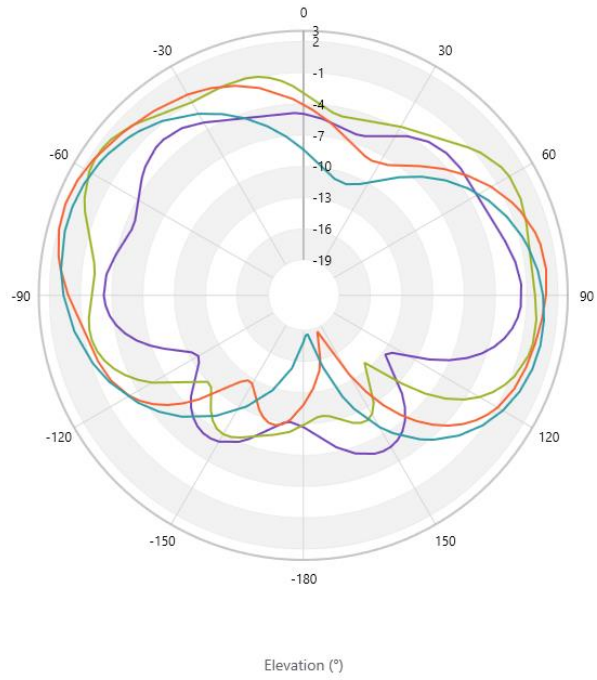


2600 MHz

2700 MHz

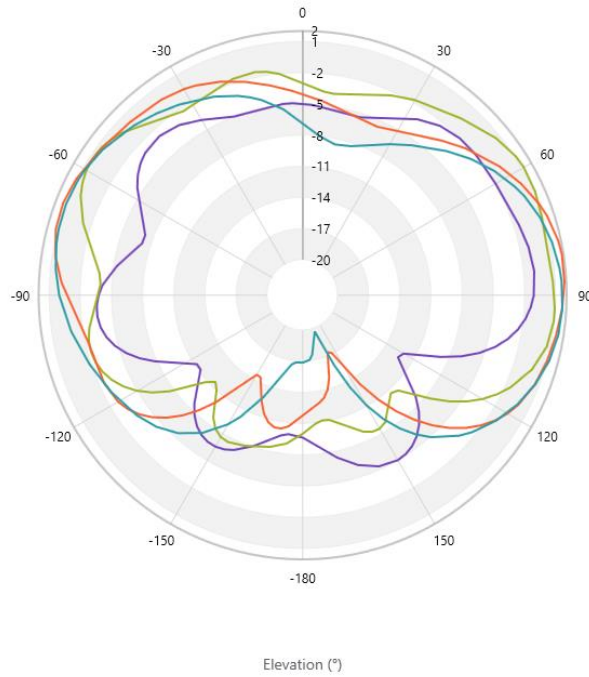
POLAR PATTERNS

- 700 MHz 0° E Total
- 800 MHz 0° E Total
- 900 MHz 0° E Total
- 990 MHz 0° E Total



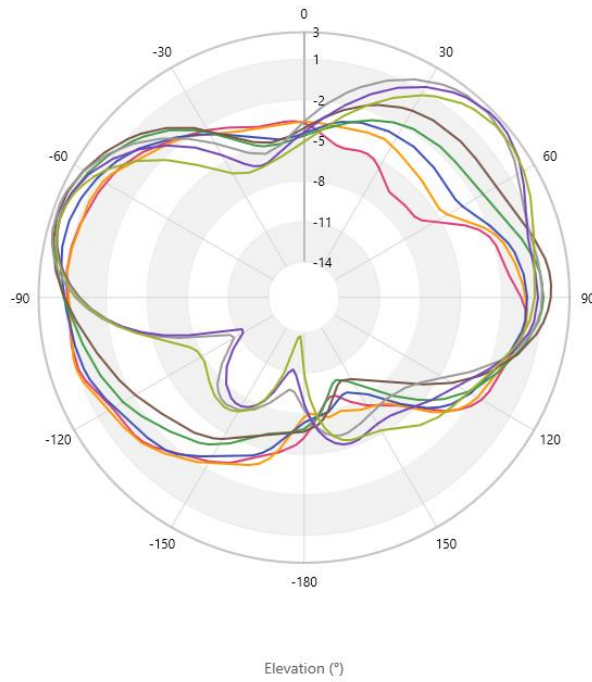
700-960 MHz ELEVATION 0°

- 700 MHz 90° E Total
- 800 MHz 90° E Total
- 900 MHz 90° E Total
- 960 MHz 90° E Total



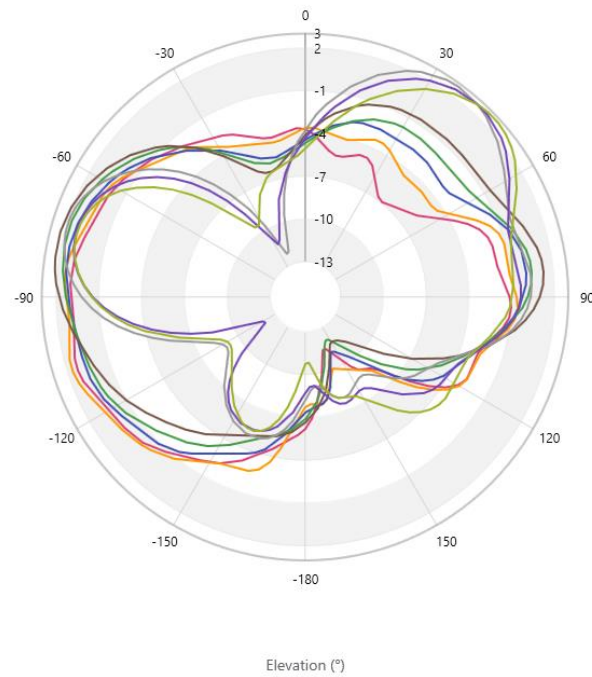
700-960 MHz ELEVATION 90°

- 1710 MHz 0° E Total
- 1800 MHz 0° E Total
- 1900 MHz 0° E Total
- 2000 MHz 0° E Total
- 2100 MHz 0° E Total
- 2500 MHz 0° E Total
- 2600 MHz 0° E Total
- 2700 MHz 0° E Total



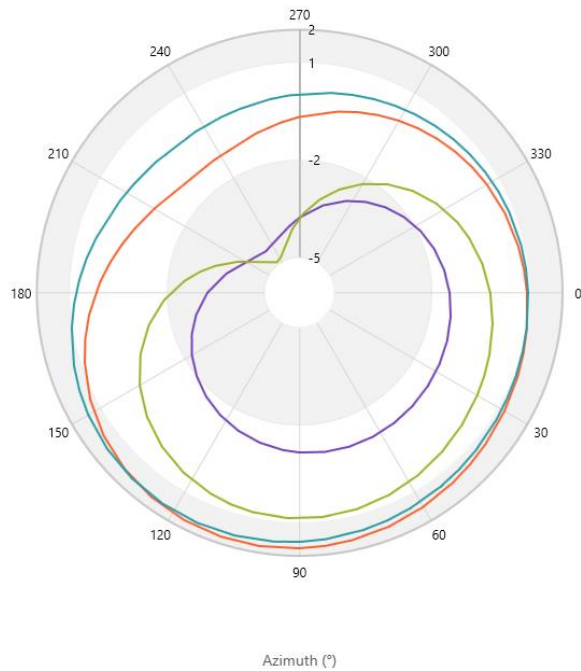
1710-2700 MHz ELEVATION 0°

- 1710 MHz 90° E Total
- 1800 MHz 90° E Total
- 1900 MHz 90° E Total
- 2000 MHz 90° E Total
- 2100 MHz 90° E Total
- 2500 MHz 90° E Total
- 2600 MHz 90° E Total
- 2700 MHz 90° E Total



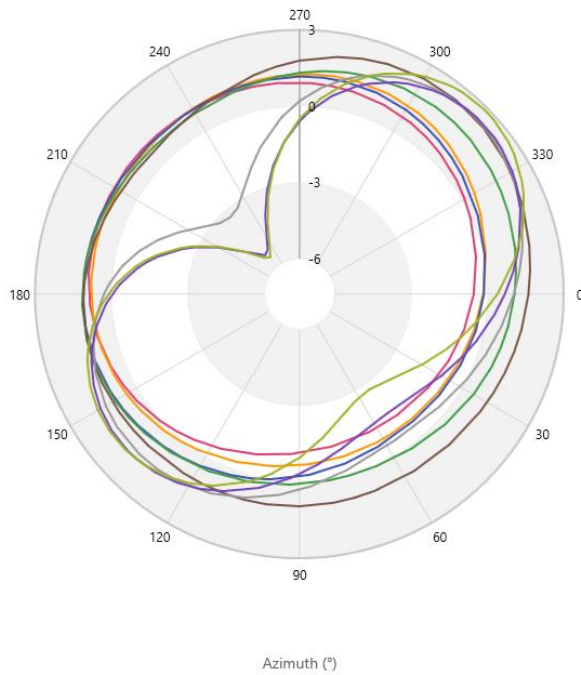
1710-2700 MHz ELEVATION 90 °

- 700 MHz 90 ° E Total
- 800 MHz 90 ° E Total
- 900 MHz 90 ° E Total
- 960 MHz 90 ° E Total



700-960 MHz AZIMUTH 90°

- 1710 MHz 90 ° E Total
- 1800 MHz 90 ° E Total
- 1900 MHz 90 ° E Total
- 2000 MHz 90 ° E Total
- 2100 MHz 90 ° E Total
- 2500 MHz 90 ° E Total
- 2600 MHz 90 ° E Total
- 2700 MHz 90 ° E Total



1710-2700 MHz AZIMUTH 90°

- Patterns are obtained with a sample with 300mm long coaxial line

COAXIAL LINE CHARACTERISTICS

	Dielectric strength (kV)	Insulation Resistance (MOhm.km)	Impedance (Ohm)	Capacitance (pF/m)	Speed (%)	Weight (kg/km)	Min bending Indoor radius
Rg174/u	2.0	>5000	50+/-2	100+/-5	0.66	15	15

ATTENUATION CONSTANT dB/100m

	100 MHz	200 MHz	400 MHz	800 MHz	1000 MHz	1500 MHz	2000 MHz
Rg174/u	27.85	44.26	63.55	86.43	101.64	122.51	142.22