



## 4G DIPOLE ANTENNA

### MAIN FEATURES:

- Wide band
- Dipole structure
- No ground plane required
- RoHS Compliant
- Good Efficiency
- Indoor use
- 0°-90° Variable inclination



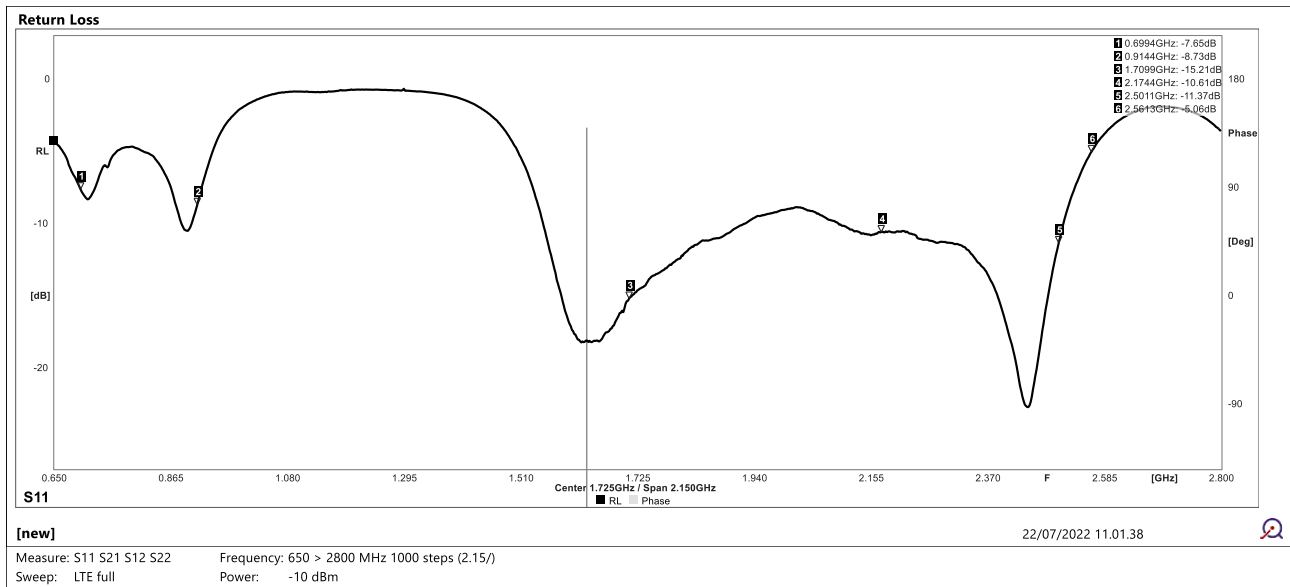
## 4G Frequency Bands

B1, B2, B3, B4, B5, B8, B12, B13, B14, B17, B18, B19, B20, B25, B26, B28, B30, B34, B35, B36, B37, B38, B39, B40, B41, B42, B43, B44, B48, B49, B52, B53, B65, B66, B68, B70, B85

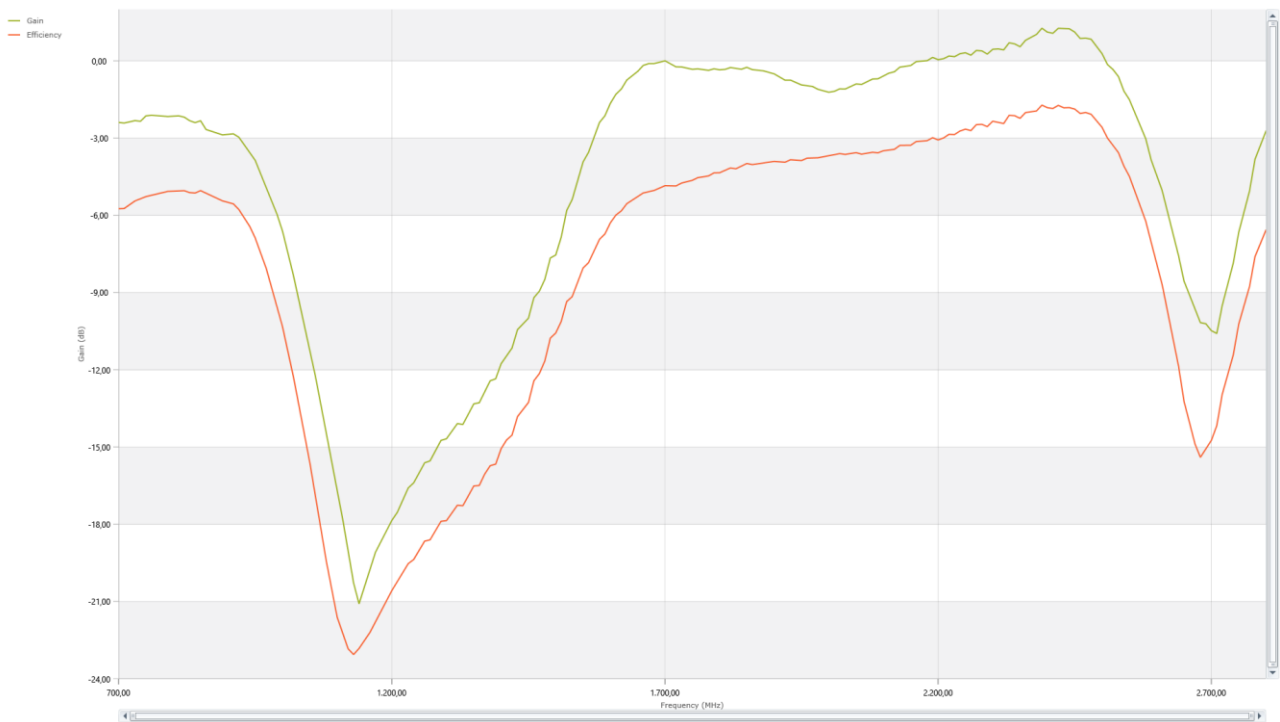
## Parameter

<b>Dimension</b>	87 (104 EXT)x9.2 mm
<b>Operating Temperature</b>	-20/70 °C
<b>Connector</b>	SMA M
<b>Nominal impedance</b>	50 Ohm
<b>Outer Material</b>	TPU

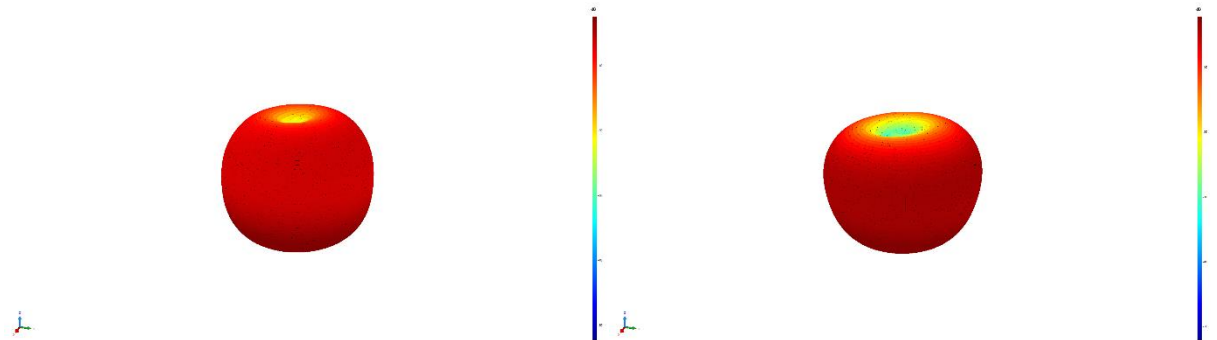
# S11 diagram



# Efficiency and gain diagram

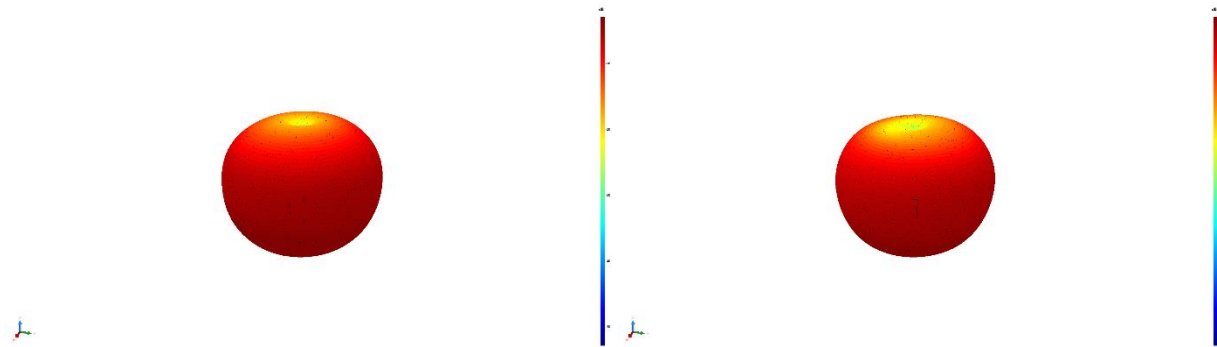


# 3D PATTERNS



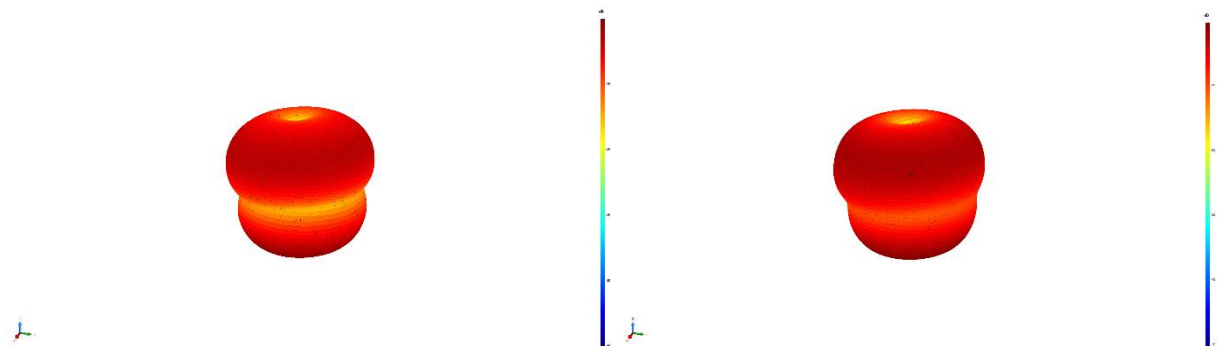
700 MHz

800 MHz




900 MHz

960 MHz




1710 MHz


1800 MHz




1900 MHz




2000 MHz




2100 MHz



2500 MHz



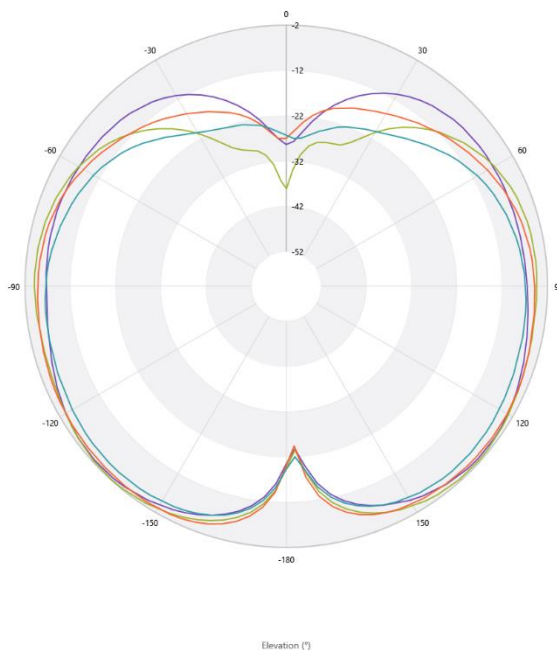
2600 MHz



2700 MHz

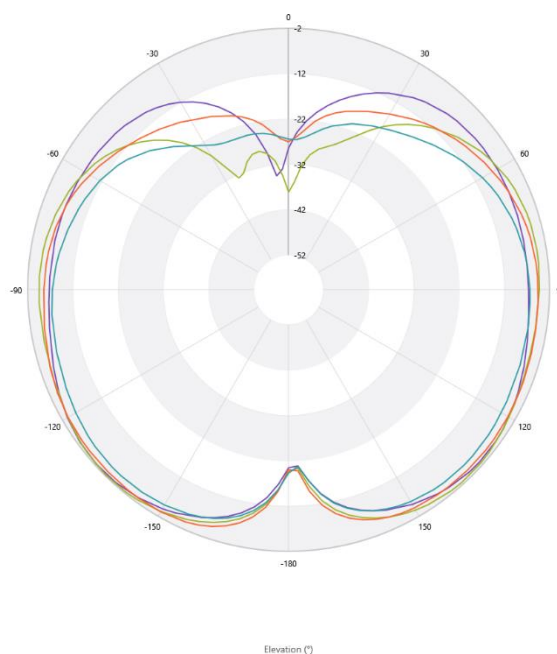
# POLAR PATTERNS

— 700 MHz 0 ° E. Total  
— 800 MHz 0 ° E. Total  
— 900 MHz 0 ° E. Total  
— 960 MHz 0 ° E. Total



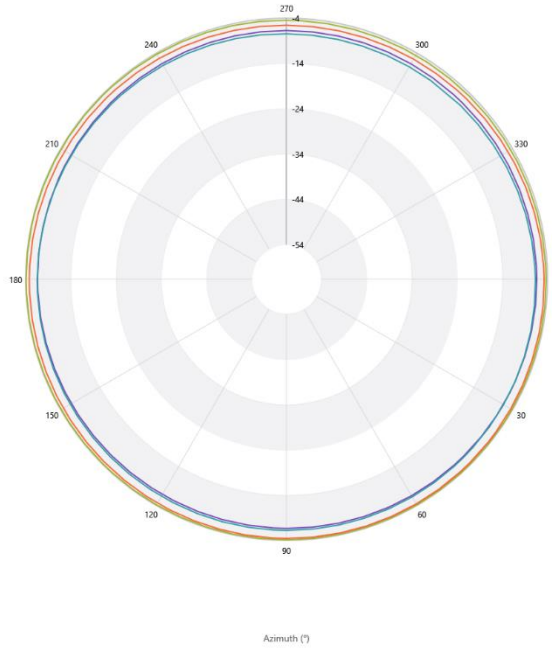
## 700-960 MHz ELEVATION PLANE FI= 0°

— 700 MHz 90 ° E. Total  
— 800 MHz 90 ° E. Total  
— 900 MHz 90 ° E. Total  
— 960 MHz 90 ° E. Total



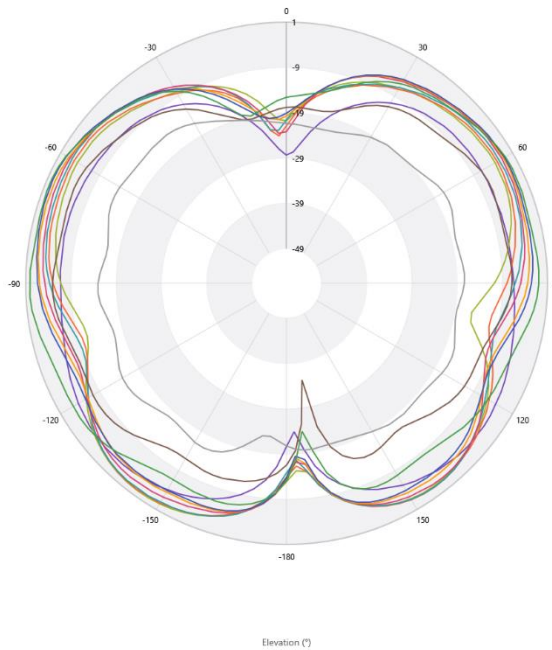
## 700-960 MHz ELEVATION PLANE FI=90°

— 700 MHz 90 ° E Total  
 — 800 MHz 90 ° E Total  
 — 900 MHz 90 ° E Total  
 — 960 MHz 90 ° E Total



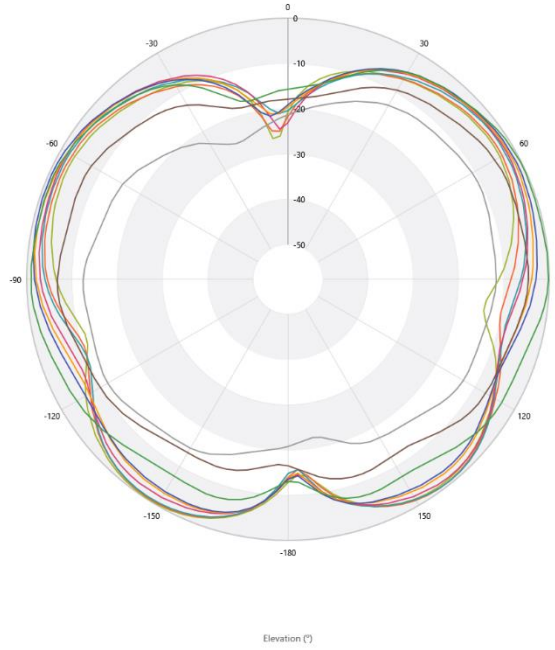
## 700-960 MHz AZIMUTH THETA=90°

— 1700 MHz 0 ° E Total  
 — 1710 MHz 0 ° E Total  
 — 1800 MHz 0 ° E Total  
 — 1900 MHz 0 ° E Total  
 — 2000 MHz 0 ° E Total  
 — 2100 MHz 0 ° E Total  
 — 2170 MHz 0 ° E Total  
 — 2500 MHz 0 ° E Total  
 — 2600 MHz 0 ° E Total  
 — 2700 MHz 0 ° E Total



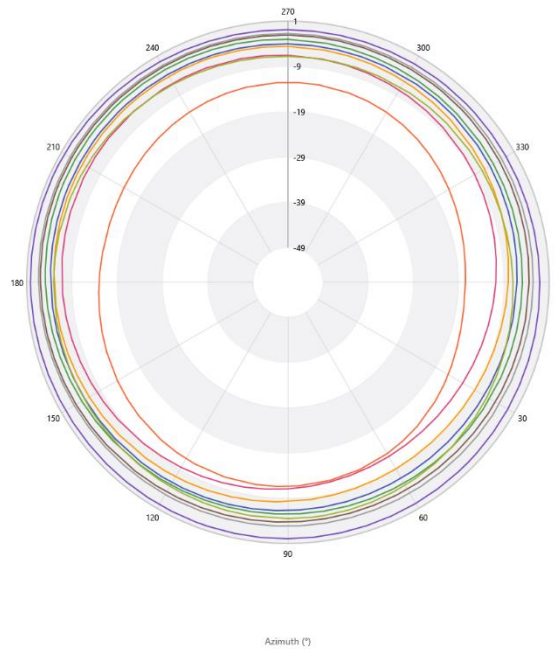
## 1710-2700 MHz ELEVATION PLANE FI=0°

- 1710 MHz 90 ° E Total
- 1800 MHz 90 ° E Total
- 1900 MHz 90 ° E Total
- 2000 MHz 90 ° E Total
- 2100 MHz 90 ° E Total
- 2170 MHz 90 ° E Total
- 2500 MHz 90 ° E Total
- 2600 MHz 90 ° E Total
- 2700 MHz 90 ° E Total



# 1710-2700 MHz ELEVATION PLANE FI=90°

- 1710 MHz 90 ° E Total
- 1800 MHz 90 ° E Total
- 1900 MHz 90 ° E Total
- 2000 MHz 90 ° E Total
- 2100 MHz 90 ° E Total
- 2170 MHz 90 ° E Total
- 2500 MHz 90 ° E Total
- 2600 MHz 90 ° E Total
- 2700 MHz 90 ° E Total



# 1710-2700 MHz AZIMUTH THETA=90 °